



# CANADIAN COPPER

Commodities that *electrify our world.*

**COPPER EXPLORATION  
& DEVELOPMENT IN PROLIFIC  
BATHURST CAMP**

*New Brunswick, Canada*



**EXCELLENT MINING  
JURISDICTION**

**NET ZERO EXPLORATION**

**STRONG ASSET BASE**

**GROWING COPPER  
RESOURCES**

**CSE: CCI**



# DISCLAIMER

This presentation contains “forward-looking information” which may include, but is not limited to, statements with respect to the future financial or operating performance of Canadian Copper Inc. (“CCI” or the “Company”), and its projects, the COMEX price of copper (“Cu”), the estimation of Mineral Resources, operating and exploration expenditures, costs and timing of development of new deposits, costs and timing of future exploration, requirements for additional capital, government regulation, environmental risks, reclamation expenses, title disputes or claims and limitations of insurance coverage. Often, but not always, forward-looking statements can be identified by the use of words such as “plans”, “expects”, “is expected”, “budget”, “scheduled”, “estimates”, “forecasts”, “intends”, “anticipates”, or “believes” or variations (including negative variations) of such words and phrases, or state that certain actions, events or results “may”, “could”, “would”, “might” or “will” be taken, occur or be achieved.

Forward-looking statements involve known and unknown risks, uncertainties and other factors which may cause the actual results, performance or achievements of CCI to be materially different from any future results, performance or achievements expressed or implied by the forward-looking statements. Such factors include, among others, general business, economic, competitive, political and social uncertainties; the actual results of current exploration activities; conclusions of economic evaluations; changes in project parameters as plans continue to be refined; future prices of Cu; possible variations of ore grade or recovery rates; failure of plant, equipment or processes to operate as anticipated; accident, labour disputes and other risks of the mining industry; and delays in obtaining governmental approvals or financing or in the completion of development or construction activities.

Although CCI has attempted to identify important factors that could cause actual actions, events or results to differ materially from those described in forward-looking statements, there may be other factors that could cause actions, events or results to differ from those anticipated, estimated or intended. Forward-looking statements contained herein are made as of the date of this presentation and CCI disclaims any obligation to update any forward-looking statements, whether as a result of new information, future events or results or otherwise.

There can be no assurance that forward-looking statements will prove to be accurate, as actual results and future events could differ materially from those anticipated in such statements. CCI undertakes no obligation to update forward-looking statements if circumstances or management’s estimates or opinions should change. Accordingly, the reader is cautioned not to place undue reliance on forward-looking statements.

All scientific and technical information contained in this corporate presentation was prepared and approved by Michael Dufresne, M.Sc., P.Geo., P. Geol, who is a Qualified Person as defined by NI 43-101. Mr. Dufresne has verified the scientific and technical information disclosed in this presentation by reviewing and referencing published scientific papers, and historical and current technical reports related to the Company’s properties that outline their geology and structure, mineralization potential, and deposit style.

The historical resource estimate is based on prior data and reports obtained and prepared by previous operators, and information provided by governmental authorities.

a qualified person has not done sufficient work to classify the historical estimate as current mineral resources or mineral reserves.

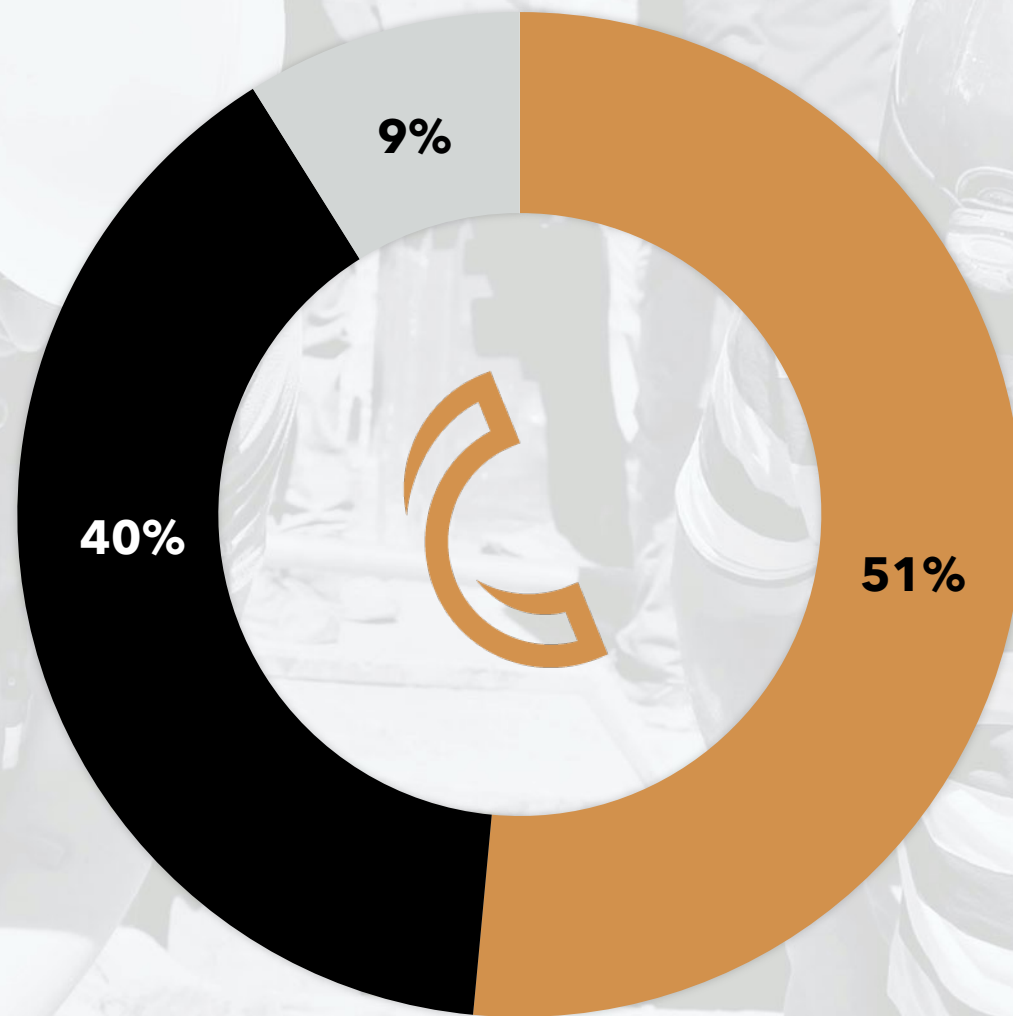
the issuer is not treating the historical estimate as current mineral resources or mineral reserves.

Establishing a current mineral resource estimate on the projects of the Company will require further evaluation, which the Company and its consultants intend to complete in due course.

# OWNERSHIP, FINANCING & CAPITALIZATION

## CAPITAL STRUCTURE

Share Price (C\$)	\$0.10
Current S/O	66.4M
Average Volume	.100M
Market Cap	\$7M
Cash	\$1.1M
Warrants	2.7M
Options	1.6M
Fully Diluted	70.7M



 Retail Investors

 Founders and Management

 Puma Exploration Inc.





# OUR VISION & MISSION

*Commodities that electrify our world.*



## IDENTIFY, DEFINE, INCREASE:

- Well-establish mining camp.
- Expand already clear resource base.
- Apply local geologic model at regional scale.



## RISK ADJUSTED EXPLORATION:

- Tier-one mining jurisdiction (permitting, tax structure, legal framework).
- Prospect, trench, explore.
- Strong local partner.
- VMS deposits are higher grade, smaller footprint, reduced development risk



## COMMODITIES WITH STRONG DEMAND:

- Copper demand set to double < 15 years.
- Net Zero goals will drive metal consumption.
- Electrification ambitions diversity metal economic drivers

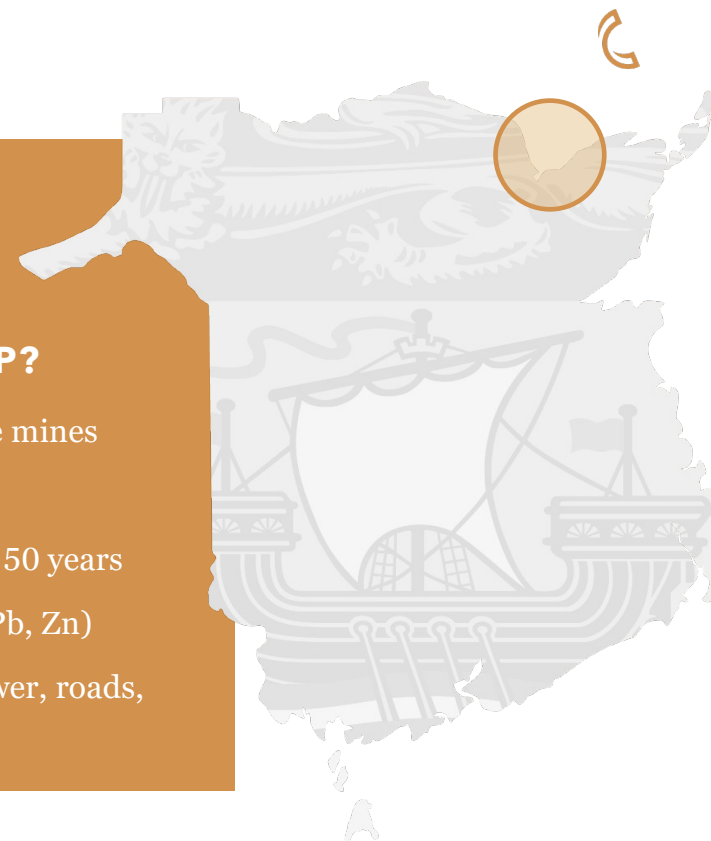
# WE ARE COPPER EXPLORERS

*Focused in Bathurst, New Brunswick*

- ➔ **GROWING RESOURCE BASE**
- ➔ **+16,000 HECTARES IN PROLIFIC CAMP**
- ➔ **OPTION TO ACQUIRE 100% OWNERSHIP**

## WHY THE BATHURST CAMP?

- Hosts >45 VMS Deposits, long life mines
- Produced ~2B pounds of copper
- Brunswick #12 Mine operated for 50 years
- Produced 136 M tons of ore (Cu, Pb, Zn)
- Excellent infrastructure (port, power, roads, labour)



## WHY INVEST IN CANADIAN COPPER?

GROWING Mineral Resources at Chester: **<100M lbs Cu, now +150M lbs Cu!**

Continued exploration at Chester, new MRE exhibits growth potential

Attractive valuation to peers:  
**\$0.023/lb Cu versus \$0.10/lb Cu**  
 (EV/CuEq)

Significant insider ownership

Experienced local team with >15 years exploring BMC

Option to acquire 100% ownership across 5 properties in Bathurst Camp (BMC)



# PROJECT PORTFOLIO

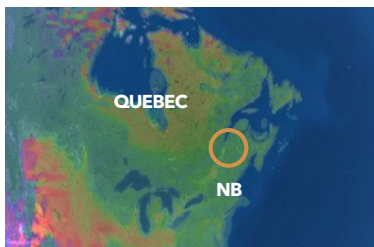
*Bathurst Mining Camp*



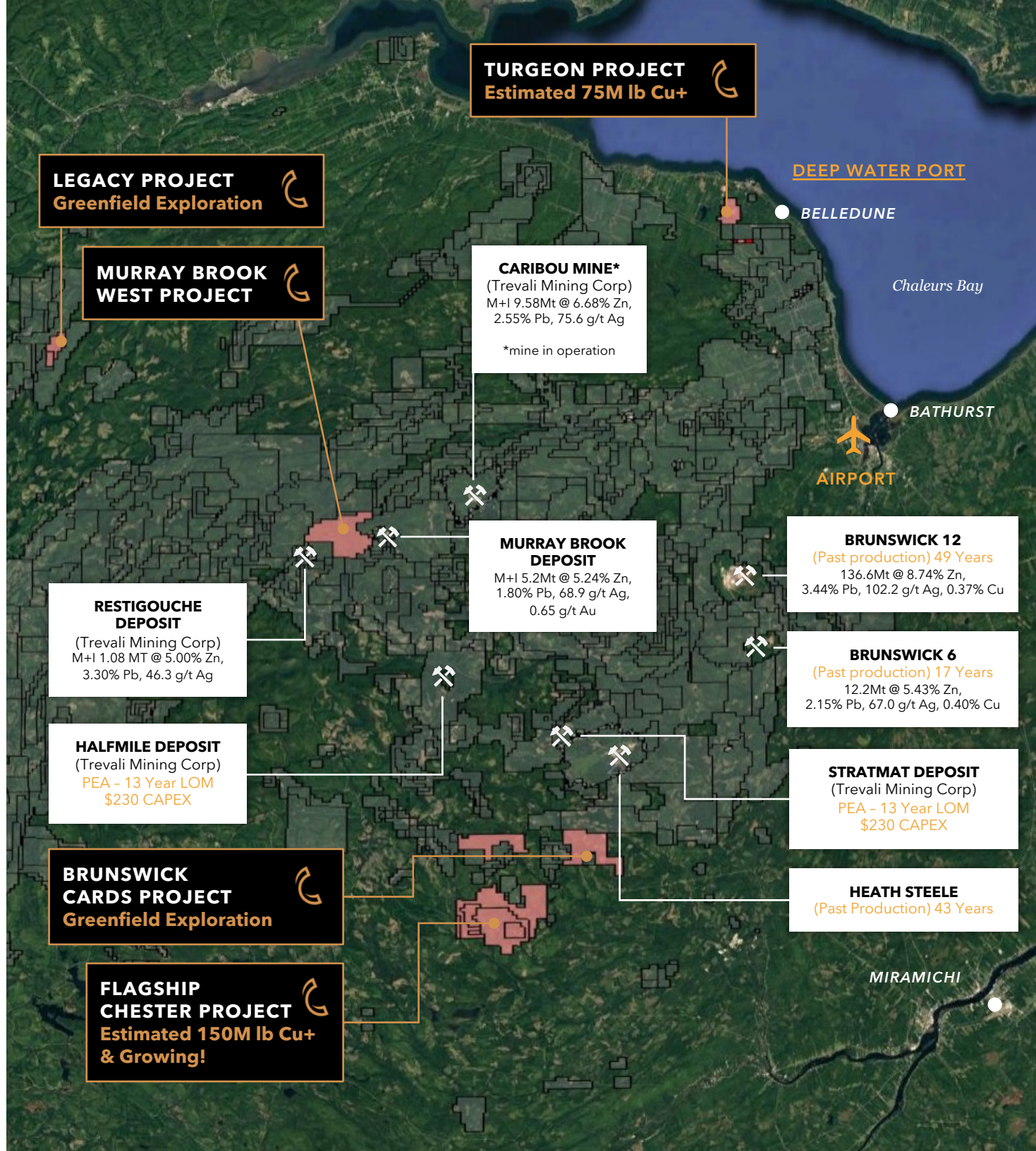
**BELLEDUNE PORT**



**GLENCORE SMELTER**



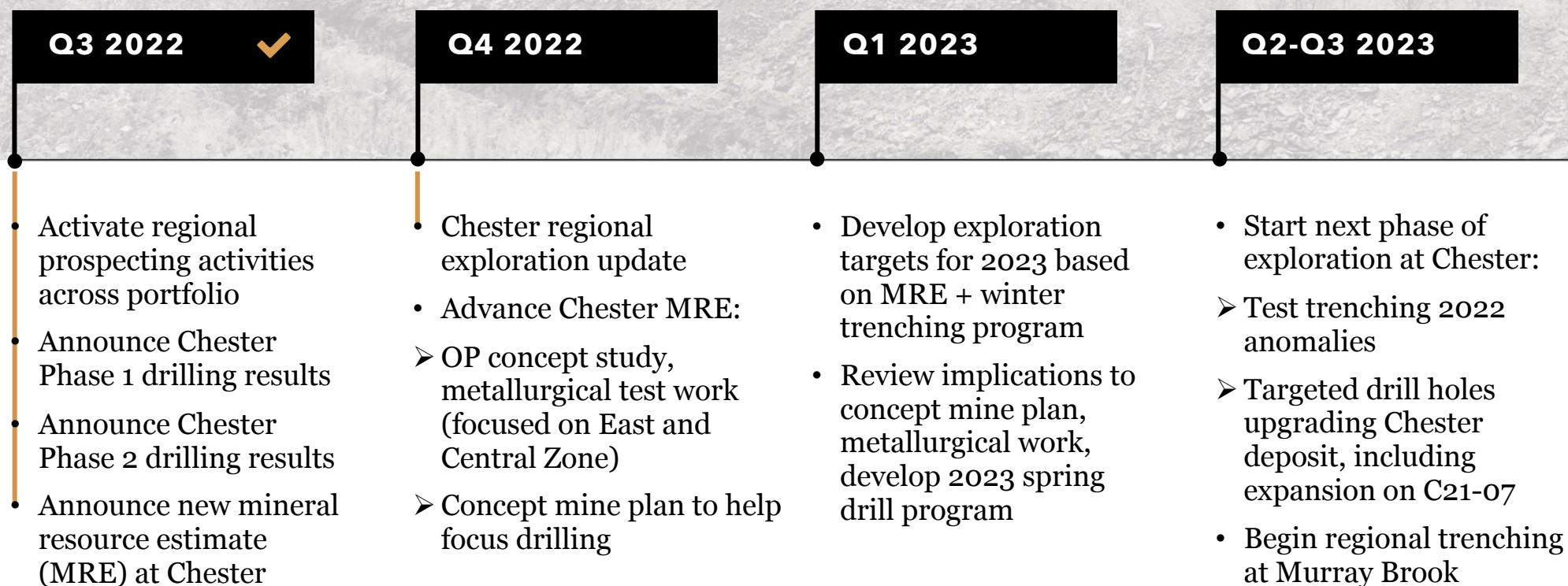
**NORTH OF NEW  
BRUNSWICK, CANADA**







# MILESTONES ACHIEVED & 2022-2023 OBJECTIVES



**Now 150M lbs Cu  
@ +1%**



# VMS DEPOSIT FACTS

*How does Chester compare  
in size and grade globally?*

**Represent 3% of Global  
Copper Resources**

**3x Average Grade of  
Porphyry Style Deposit**

**14% IN USA/CANADA**

**44% IN LATAM**

CHESTER	GLOBAL
6.6 mT	3.0 mT
1.22%	0.97%







# FLAGSHIP CHESTER PROJECT

*Objective:  
Keep Growing Resource Base!*

**Nearly 9,000 hectares**

**POTENTIAL OF AU & AG IN NEW MRE**

**EXPERIENCED STRATEGIC PARTNER**

**HIGH-GRADE CU, ZN, PB**

**GOSSAN AT SURFACE**

**KEY INFRASTRUCTURE (ROADS, PORT)**

**OPEN AT DEPTH & ALONG STRIKE**

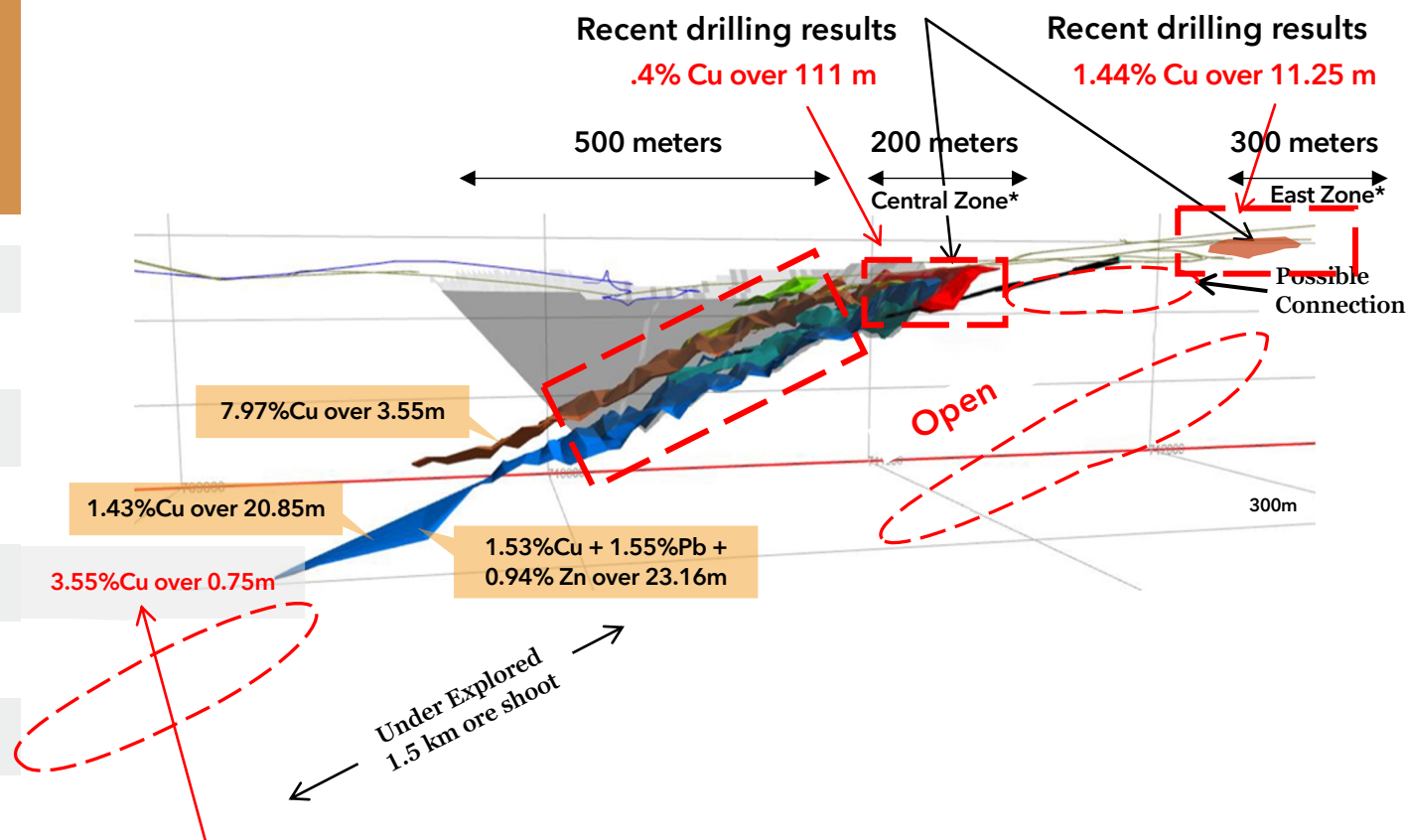
**ROBUST GEOLOGIC MODEL**

**New Chester MRE**  
Measured - Inferred  
**4.8Mt @ 1.3% Cu**  
**1.8Mt @ 1.01% Cu**

4.9% Cu over 14.2m  
8.0% Cu over 5.2m  
6.0% Cu over 13.1m  
3.4% Cu over 25.0m  
4.8% Cu over 20.3m

**Massive  
Sulphide Zones  
(no resource)**

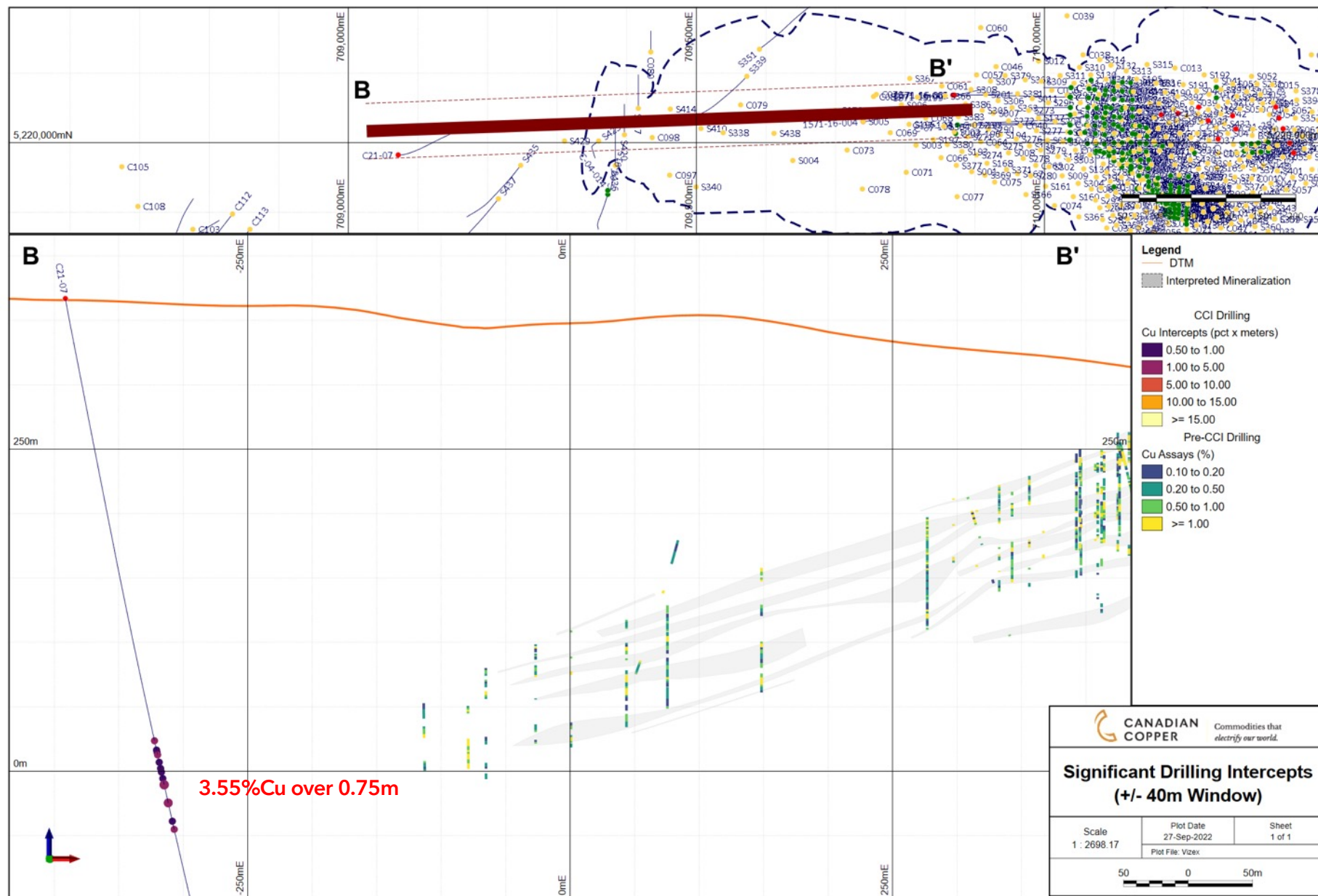
10.8% Zn + 4.5% Pb over 5.6 m  
7.4% Zn + 2.3% Pb over 6.1 m  
8.0% Zn + 3.9% Pb over 7.0 m  
8.5% Zn + 4.0% Pb over 7.9m  
7.0% Zn + 2.6% Pb over 15.6 m



**New Result 200 meters outside known mineralization**



# C21:07 - 200-meter Step-out







# REGIONAL EXPLORATION: CHESTER DEPOSIT

*Objective:*

*Identify additional VMS deposits.*

Nearly 9,000 hectares

## Q4 2022 PROGRAM

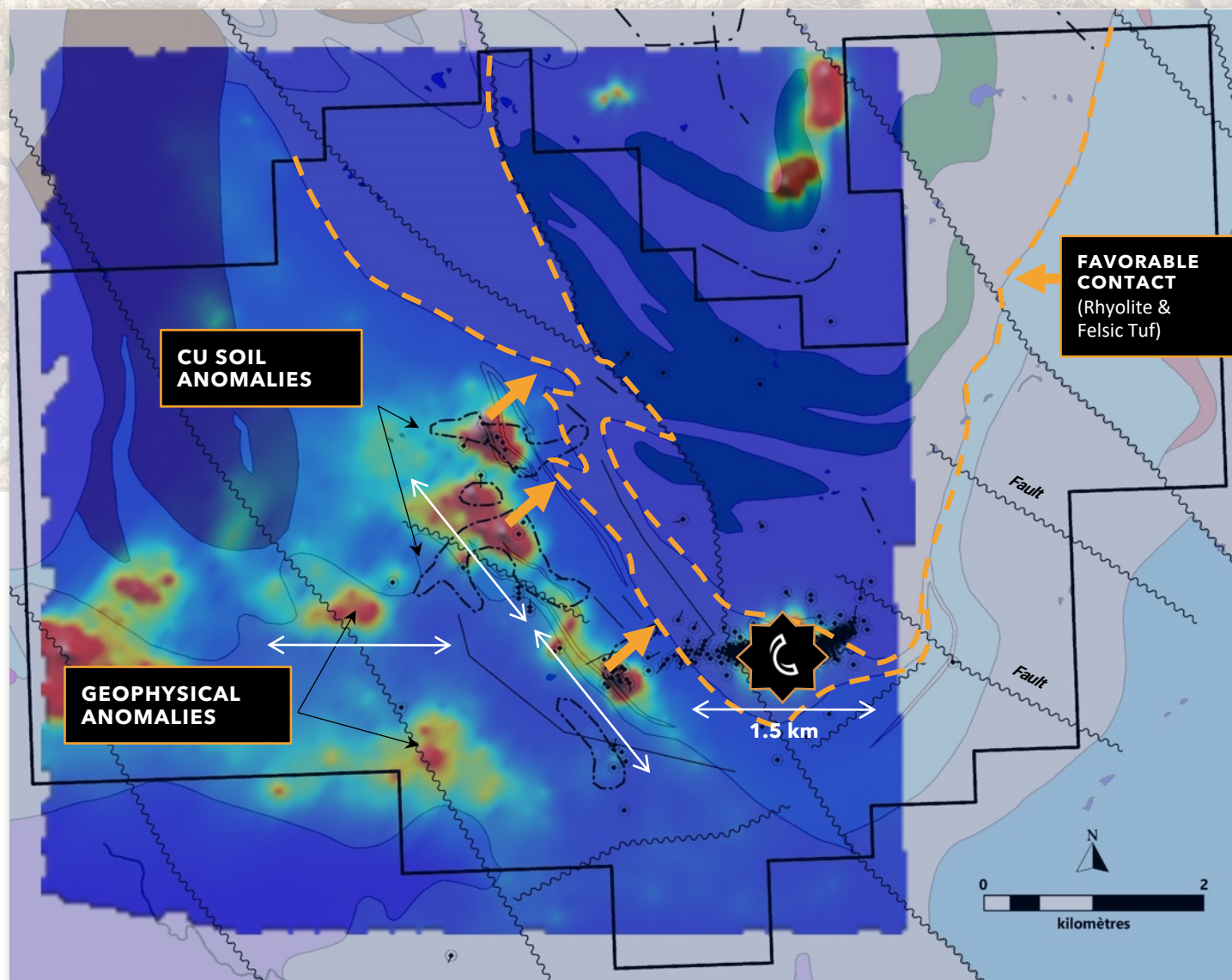
- **4,000 meter trenching**, soil surveys, and regional prospecting
- Testing Cu soil (+1% Cu) + VTEM anomalies



**CHESTER DEPOSIT**



**CONTACT TARGET**





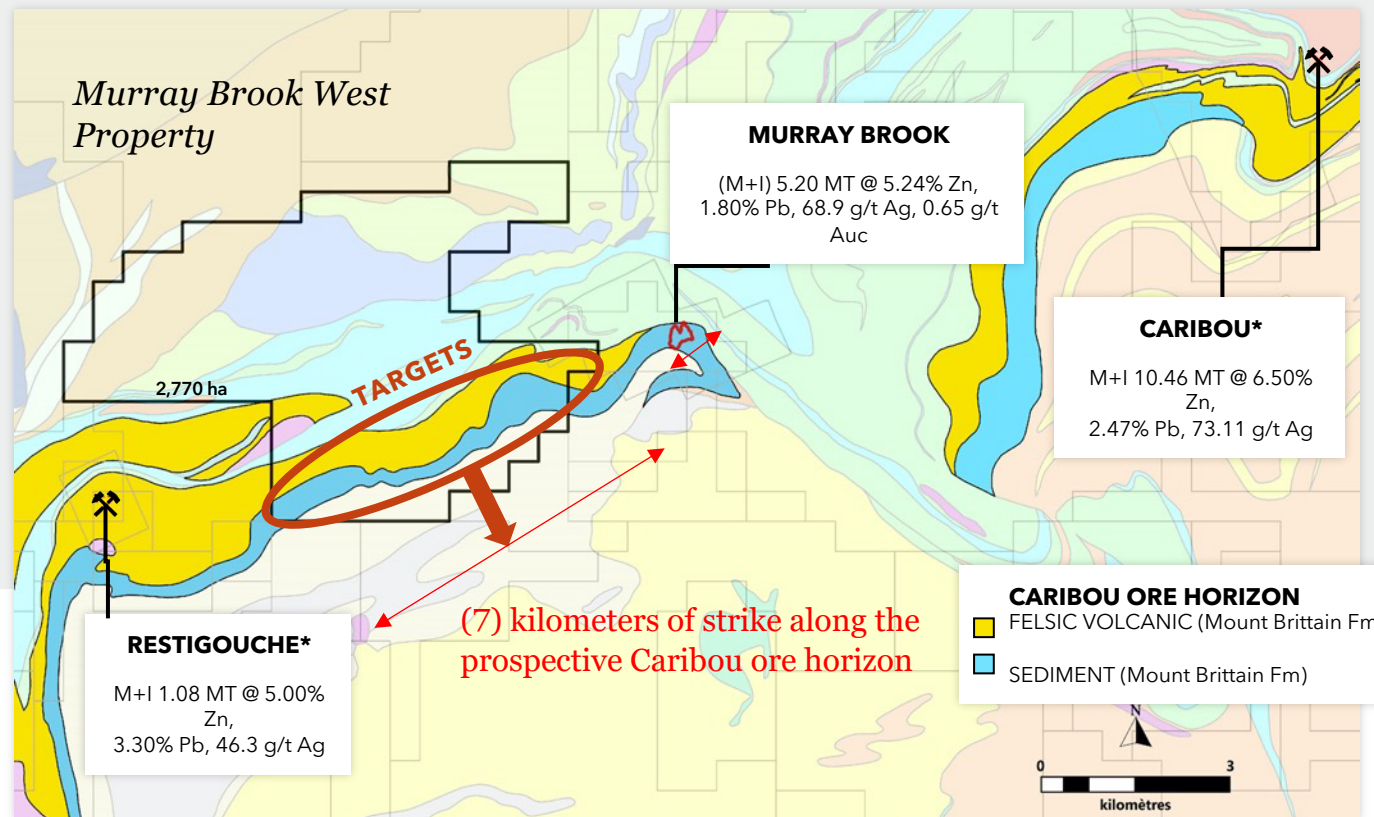
# REGIONAL EXPLORATION: MURRAY BROOK WEST

*Objective:*  
Explore highly prospectus  
Caribou trend.

Nearly 3,000 hectares

## 2022-2023 PROGRAM

- Trenching, soil surveys, and regional prospecting
- Prospecting activities along underexplored trend







# REGIONAL EXPLORATION: TURGEON

## CLOSE UP

*Potential of Multiple  
Mineralized Lenses*

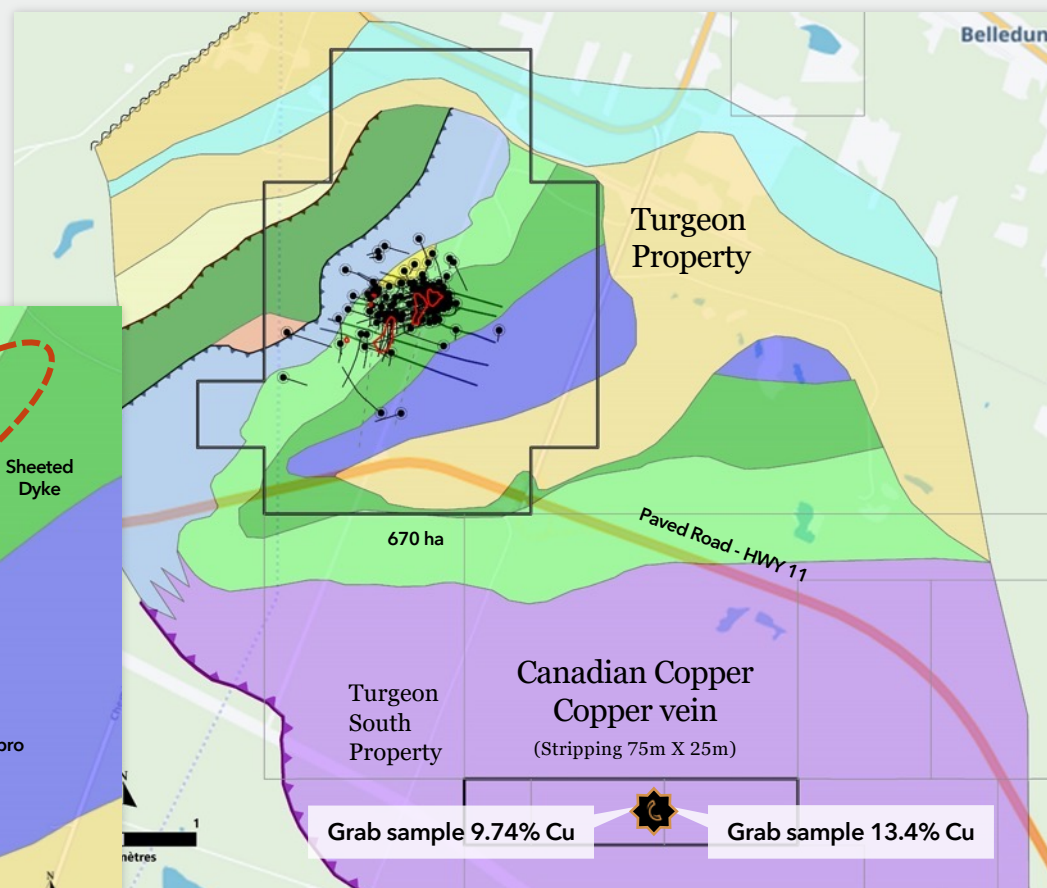
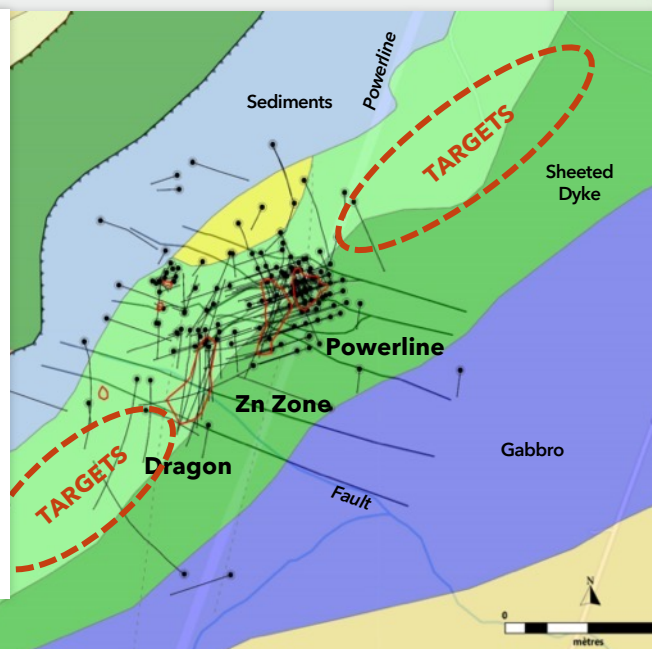
## DRILLING RESULTS

### Stringer zone

3.5% Cu / 11.5 m  
7.9% Cu / 7.5 m  
2.3% Cu / 32.6 m  
4.4% Cu / 17.2m

### MS zone

1.1% Cu + 9.2% Zn / 7.9 m  
0.8% Cu + 12.4% Zn / 8.7 m  
2.1% Cu + 1.9% Zn / 8.3m  
1.0% Cu + 2.7% Zn / 72.2 m  
1.1% Cu + 4.7% Zn / 25.1m



# Next Steps for Chester

## FURTHER EXPLORE LIMITS OF DEPOSIT

- Down dip and along strike to the west
- Gaps exist between Central and East Zone
- Untested deep geophysical targets below known zones

## REGIONAL EXPLORATION PROGRAM ONGOING

- Active trenching program + 4km away from known deposit
- +4000 meter program underway

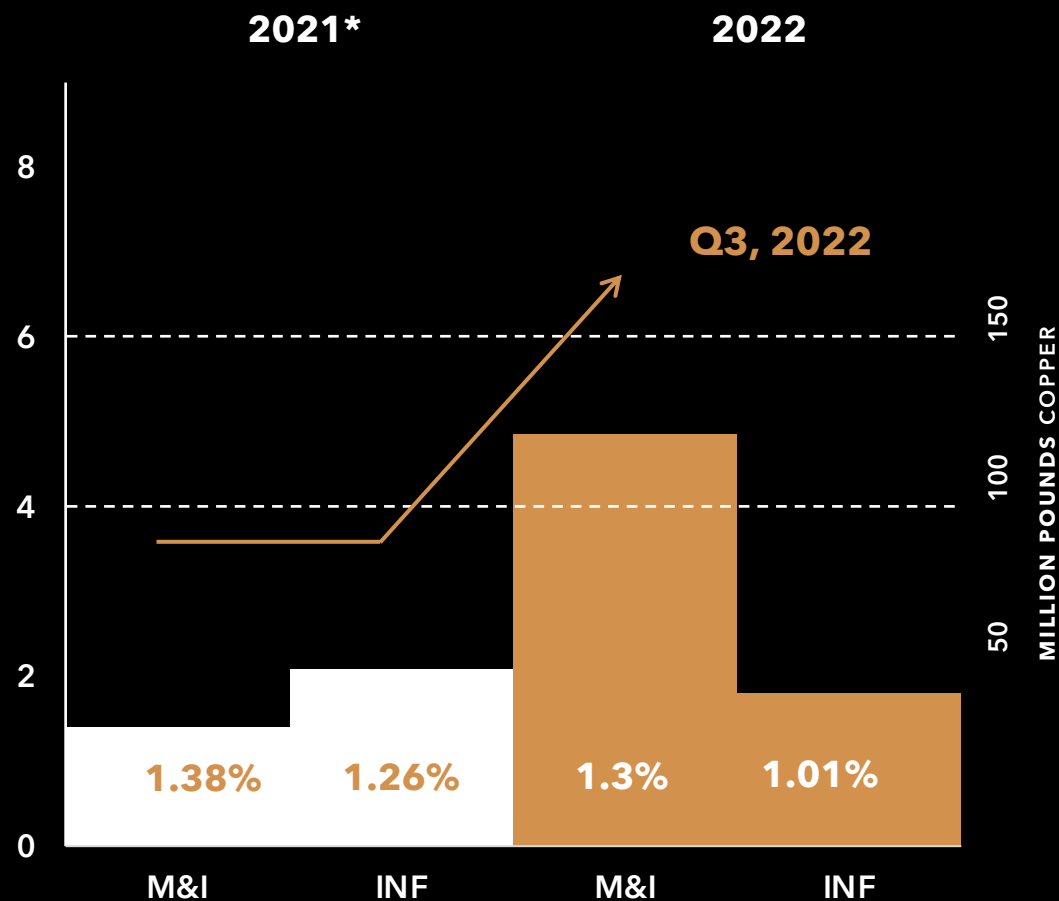
## MET PROGRAM AND CONCEPT MINE PLAN

- Central and East Zone flotation program in process
- Open pit concept study in process

## INVESTIGATE ORE SORTING POTENTIAL

- Test ore body heterogeneity and bulk mining applications

## CHESTER RESOURCE CONTINUES TO GROW!







# CANADIAN COPPER

*Adding base metal resources responsibly*



**EXCELLENT  
JURISDICTION**



**EXISTING  
HISTORIC  
RESOURCES  
WITH GROWTH  
POTENTIAL**



**ROBUST  
REGIONAL  
EXPLORATION**



**EXPERIENCED  
MANAGEMENT  
WITH RECORD  
OF SUCCESS**



# MANAGEMENT & DIRECTORS

## Complimentary Skillsets



### SIMON QUICK

*CEO, Director*

Former VP Projects of McEwen Mining. 13+ years mining experience spanning USA, Mexico, Argentina, and Canada. Experience includes permitting, project development and construction of two mines. Honors degree in Economics from Bishop's University and an Executive MBA from Kellogg at Northwestern University.



### MARCEL ROBILLARD

*Director*

Current CEO of Puma Exploration Inc. 20+ years of exploration experience as both project geologist and consultant. Spent 15+ years exploring Bathurst New Brunswick mining camp. B.Sc. Degree in Geology and a Masters in Earth Sciences from University of Quebec.



### ANDRE TESSIER

*Director*

Currently CEO of Delta Resources Limited. As a Professional Engineer and Geologist, has 25+ years in mineral exploration. Global experience including Canada, Central and South America, as-well as Asia. Engineering degree from University of Montreal, and MSc from Queens University.



### JING PING

*CFO*

Canadian Chartered Professional Accountant. More than 10+ years financial reporting experience for exploration companies. Former KPMG senior accountant and holds a masters degree in accounting from Rotman School of Management, University of Toronto.



### ANDREW ELINESKY

*Director*

Current CEO of Sabre Gold Corp., former SVP & CFO of McEwen Mining and CFO of Skylight Health Group Inc. 20+ years as senior financial leader with a focus on M&A, operations, and capital markets. Has raised more than \$150M in equity and debt financing. Graduate from Oxford Brookes University, and a CPA in Ontario.



### GEOMINEX

*Exploration Team*

Geominex is active since 1993 and are specialized in mining exploration. The consultant team includes qualified geologists, technicians and administration staff located in Rimouski, Quebec. Services include project management, drilling campaign supervision, 3D modelling, property evaluation, data compilation, claims management and mapping. They are responsible for executing Canadian Copper's exploration programs and maintaining our excellent license to operate locally.





# CANADIAN COPPER

Commodities that *electrify our world.*

## THANK YOU

Simon Quick  
Director & CEO

[simon@canadiancopper.com](mailto:simon@canadiancopper.com)  
905.220.6661

